

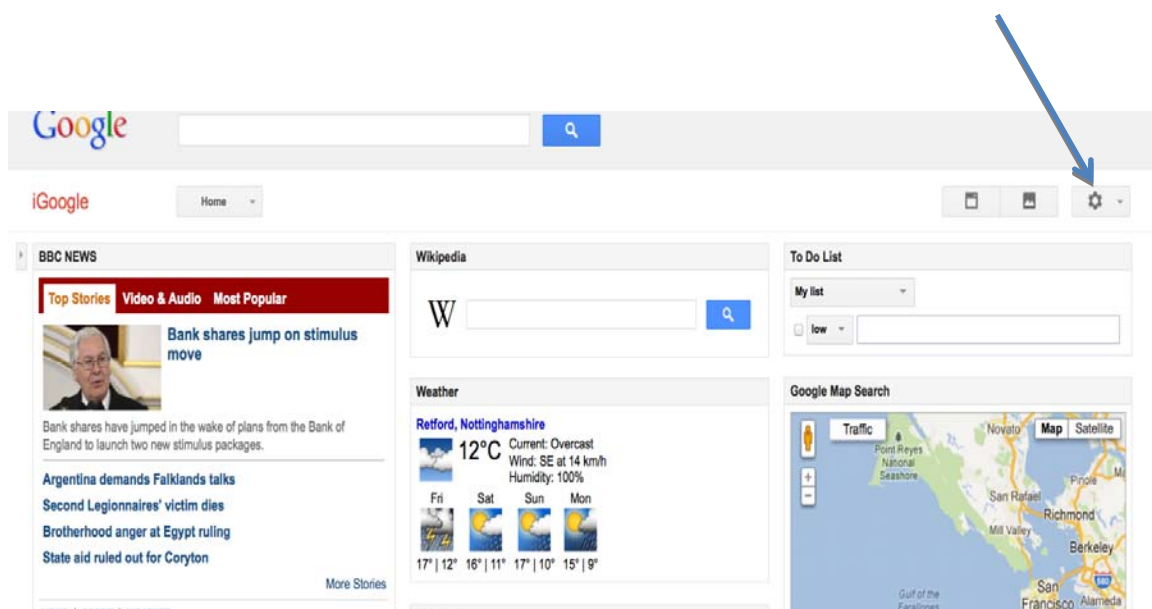
Put on Safe Search settings in Google

Firstly, you need to have a Google account. If you do not have one, then go to <https://accounts.google.com/NewAccount>. If you have an account then log in.

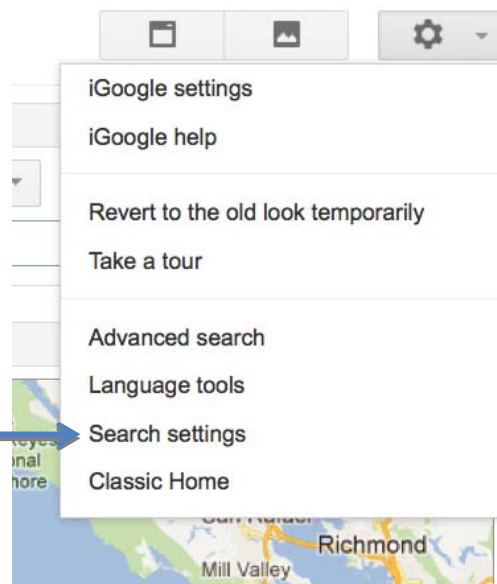
Go to Google home page and click on iGoogle



Your iGoogle page will look similar to this. Now click on the settings icon



When you click on this, you will see a menu.
Click on search settings.




You will now be presented with a number of options.

Filters

Move the bar to put the level of filtering you want on SafeSearch. Don't forget to click on 'Lock SafeSearch' (you will need your Google account password to lock this).

SafeSearch Filters

How much explicit sexual content (web pages, images and videos) should [SafeSearch](#) filter from your results?



Instant Predictions

Set this to 'Never show instant results'.

Google Instant predictions

When should we show you [results as you type](#)?

- Only when my computer is fast enough.
Instant is currently **on** for web search. Manually change it below.
- Always show Instant results.
- Never show Instant results.

Block unwanted results

You can set type in up to 500 web sites that you want to block from the search results.

Blocking unwanted results

When signed in, you can **block unwanted sites** from your search results.



Manage Blocked Sites

If you don't like a site that appears in your search results, you can block all the pages within that site. Then you won't see any of those pages when you're signed in and searching on Google. If you change your mind, you can unblock the site later.

Sites will be blocked only for you, but Google may use everyone's blocking information to improve the ranking of search results overall.

You may block up to 500 sites.

You currently have no blocked sites.

Manually block a site

<input type="text" value="http://"/>	<input type="text" value="Reason for blocking (optional)"/>	<input type="button" value="Block site"/>
--------------------------------------	---	---

When you have set your options to the level you want, don't forget to click on 'Save' at the bottom of the screen.

